

**Boyd and Jana Gledhill**  
**9447 E Walnut Tree Cr**  
**3:00 PM**

From Catalina Highway, North on Harrison, West on Snyder, South on Walnut Tree Circle, left to continue on Walnut Tree Circle, to 9447.

**SAKA, Inc Club Officers**

<b>President</b>	Bob Panter <a href="mailto:sakabob@yahoo.com">sakabob@yahoo.com</a> (520) 747-7278
<b>Vice President</b>	David Young <a href="mailto:koiman@mindspring.com">koiman@mindspring.com</a> (520) 682-7697
<b>Secretary</b>	Lynn Riley (520) 825-9066
<b>Treasurer</b>	Dan and Martha Cover <a href="mailto:mardan79@msn.com">mardan79@msn.com</a> (520) 297-4071

**Committees/Points of Contact**

<b>2011 Pond Tour</b>	
-----------------------	--

<b>31<sup>st</sup> Koi Show Co-Chairperson(s)</b>	Brent VanKoeving <a href="mailto:bvankoeving@longrealty.com">bvankoeving@longrealty.com</a> (520) 780-3980
<b>AKCA Representative</b>	Debby Young <a href="mailto:debbyt@akca.org">debbyt@akca.org</a> (520) 682-7697
<b>Newsletter Editor</b>	Brent VanKoeving <a href="mailto:bvankoeving@longrealty.com">bvankoeving@longrealty.com</a> (520) 780-3980
<b>Koi Health Advisor</b>	Noel Shaw <a href="mailto:koidoc@noelshawdc.com">koidoc@noelshawdc.com</a> (520) 400-0335
<b>Membership Chairperson</b>	Faye Hall (520) 297-1253
<b>Raffle Chairpersons</b>	Wanda & Bruce Triebel <a href="mailto:wkt56@comcast.net">wkt56@comcast.net</a> (520) 572-0060
<b>Education Committee</b>	Erin Riley <a href="mailto:elriley@aol.com">elriley@aol.com</a> (520) 818-6490

Editor's Note: Articles published herein are intended for the enjoyment of all and come from a variety of sources. The articles are not intended to replace veterinary advice. Pond owners, and not the club, are responsible for the health of their koi, water changes, what to do, and how to treat their pond. Reasonable effort is made to review these articles for accuracy before including them in the newsletter.

## SAKA, Inc 10% Discount

With your SAKA, Inc Membership Card at:

**Boyd Equipment Center**  
3625 S Country Club Road  
Tucson, AZ  
(520) 792-2244 or  
1 (800) 844-2244

**Mountain View Koi Fish & Aquatic Plants**  
3828 E. Keeling Road  
Hereford, AZ 85615  
(520) 378-3710

**Oasis Tropical Fish**  
3865 N. Oracle  
Tucson, AZ  
(520) 408-9700

**Patty's Water Plants**  
By Appt Only  
E. Benson Highway, Tucson AZ  
(520) 294-0748

## Club Meetings

**Hosting Meetings:** For those wishing to host an upcoming business/education meeting, the club will reimburse the host up to \$50 (with receipts) toward food/beverage for the meeting. **We would like to see your pond!** Please contact Bob Panter or Brent VanKoeving if you are interested in hosting a meeting.

## Club Announcements

We are looking for hosts for our monthly meetings in 2012. Please contact Brent VanKoeving if you are interested.

## Business Meeting Minutes

Saka, Inc. meeting Jan 21, 2012 held at Bob Panter's house. Meeting opened at 3pm by Bob. He thanked everyone for coming. There were 15 people present. He gave a talk on UV lights that was very informative.

No Correspondence.

Minutes from Dec. meeting were not read as they had not been posted on web site.

Treas. Report. Saving has \$5197.72 and checking has \$14,030.82. It was asked where we stood last year and the beginning balance for Jan. 2011 was \$11,837.74.

Drawing was held for the hostess gift of \$250.00 for the past year and Debbie Shaw's name was pulled.

Committee reports: AKCA Debbie Young said no seminar this year. Questions about Fresno meeting – June?

Wet lab? Talked about web meetings. When getting Koi USA- \$6.00 goes to AKCA so encouraged members to subscribe.

Still need a Pond tour chair.

Bob to call budget meeting

Also talked about need for bylaws meeting

Under old business Debby Young talked about the SAKA medicine chest. She made up 3 kits. Available for members and they are to do their own research regarding dosage etc.

Dan Cover gave a report on the trailers. There are 4 signs missing. He had cleaned out and reorganized the trailer. Dave and Debby Young had cut tops for all the tanks. He also said the door on the box trailer needed to be repaired. It was brought up that we need tools for trailer ASAP in be in the show trailer.

Need the nominating committee to ask for President and Treasurer for new year.

A discussion on the direction that the club wants to take and the suggestion to poll the club members of any suggestions to help the club was brought up. Suggested Brent put something in the newsletter to email Bob with suggestion.

Motion made to adjourn, seconded, and approved.

Minutes taken by Karen Johnson and typed by Martha Cover

## Featured Articles

Parasites reprinted from PONDPESTSUSA.COM

### Anchor Worm

Crustacean parasite, Lernaea - Anchor worm is a common parasite on our Koi which is clearly visible to the naked eye and can reach 10 to 12mm. The parasite burrows its head into the Koi's tissue, under a scale and only the body and tail are normally visible.

The juvenile stages settle in the gills of Koi, when they mature they mate and the male leaves the Koi, the fertilized female settles on the body of the Koi and continues to grow, becoming the familiar worm shape.

The female buries into the skin and underlying tissue to hold on. The damage caused can become a target for bacterial or fungal infection which can spread.

Lernaea lay eggs which can lay undetected in the pond and can hatch when conditions and water temperatures are right.

Treatment is by manual removal of the parasite with tweezers under anesthetic, ensuring that the whole parasite is removed. To be sure of complete removal, dip a cotton bud in strong potassium permanganate solution and dab the worm with this solution whereupon it will release its grip immediately. Pond treatments include Dimilin or Trichoracide.



---

### Costia

Costia is a minute Flagellate with 3-4 flagella. It affects both the skin and gills of Koi, and reproduces itself by binary fission. Infestations of this parasite can appear very rapidly indeed, and Koi suffering infestations exhibit the classic symptoms of lethargy, clamped fins, rubbing and flashing and the skin can take on a grey white opaqueness.

Costia normally only affects fish that have already been debilitated by some other cause, and can often be seen on Koi as a secondary parasite.

A high magnification must be used to view these parasites (300 x) and staining is recommended for positive identification.

Recommended treatments include ProForm-C or Potassium Permanganate.

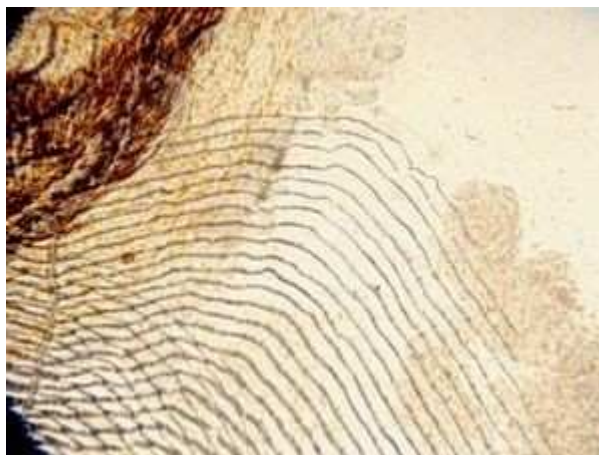


---

### Cotton Wool Disease

Columnaris (*Flexibacter columnaris*) or Cotton Wool Disease is another bacterial infection. The common name comes from the white tufts that develop around the mouth and spread to the body and fins, often leading to ulcers and a thin appearance.

Often mistaken for a fungal infection because of its mold-like lesions, Columnaris is a common bacterial infection in cultured fish, particularly livebearing fish and catfish. Its name is derived from columnar shaped bacteria, which are present in virtually all pond environments.



The bacteria are most likely to infect fish that have been stressed by such conditions as poor water quality, inadequate diet, or handling and shipping. Columnaris can enter the fish through the gills, mouth, or via small wounds on the skin. The disease is highly contagious and may be spread through contaminated nets, specimen containers, and even food.

Treatment with anti bacterial medicine is usually effective.

---

### Dropsy

Raised scales (rather like a pine cone) and eyes standing out from the head.

Dropsy itself is not a disease, but rather a result of some other cause. Dropsy is a term given to the swelling that occurs internally in the fish. There are multiple possible causes. Sometimes it's not contagious, but sick fish should be isolated and treated since determining the actual cause may be impossible, and also because this will be easier on the fish.

The fish's body will become swelled with fluid it is unable to expel. Eventually the swelling will cause the scales to raise, giving the fish what is called the "pine-cone" appearance.

Diagnosis, One of these situations may be the cause:

- Sudden swelling: A bacterial infection will cause internal bleeding.
- Slow swelling: Growing tumors, or even parasites, in the fish may cause it to swell.
- Slow swelling: Mycobacterium tuberculosis. Highly contagious!

Bacterial dropsy is infectious so treat with an anti bacterial remedy and if possible isolate affected Koi.

---

### Finrot and Ulcers

A number of bacteria are associated with finrot, lesions and internal hemorrhaging, notably *Aeromonas* and *Pseudomonas*.

Ulcers usually start at the site of an injury, the bacteria then infect it causing further damage, and fungal infection can also occur.

Such holes result in osmoregulatory problems, leading to damaged kidneys and death if not treated.

It is worth adding a weak salt solution to the pond as well as anti bacterial remedy, a concentration of 3gm per liter will help to restore the osmotic balance and reduce strain on the kidneys (make sure that the salt is fully dissolved before you add it to the pond).

Finrot is easily noticeable, the fins and/or tail look chewed and are red at the edges. Secondary bacterial and fungal infections can develop.

---

### Fish Lice (Argulus)

Argulus another crustacean parasite, round and up to 1cm wide. They have a sucker to hold on to the Koi with needle-like mouth parts which they stick into the Koi and inject a toxin. This causes intense irritation to the Koi and they scratch and jump and can cause bacterial infection.

If they infect the gills they cause severe damage and often death.

Pond treatments include Dimilin or Trichloracide.

---

### Saprolegnia Fungus

One of the most common fungal infections of Koi. The fungal spores will grow anywhere on the Koi, including the gills, initially germinating on dead tissue. Their threadlike hyphae release digestive juices which break down the tissue so the fungus can absorb it, as the fungus grows these juices start breaking down living tissue.

Fungus on the body appears as cotton wool like growths, it is hard to tell if a Koi has it in the gills, but if it hangs at the surface gulping for air it is likely.



Carp pox. A virus that produces solid waxy lumps on Koi. It will not kill Koi and is generally harmless, but can look unsightly. It is most often present in small Koi and in cold weather, clearing up disappearing when Koi grow and in the spring when water temperatures rise.

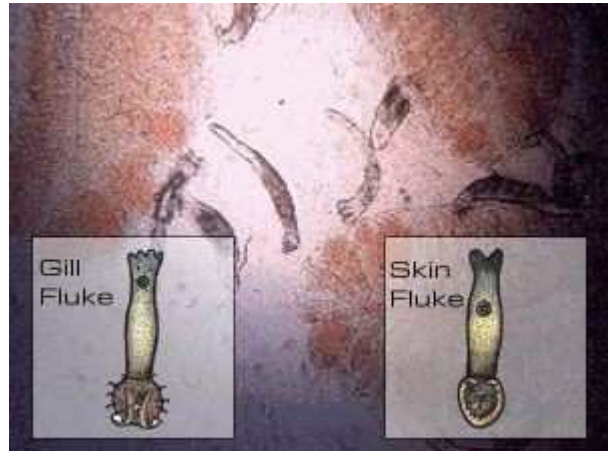
---

#### Skin and Gill Flukes

Gill and Skin flukes are two of the family of monogenetic trematode genera, all of which are characterised by the large grappling hooks which are used to attach themselves to their victims.

Flukes are another common parasite affecting our koi are both egg layers and live bearers. They range from 0.05 to 3.00mm long and there are actually a huge number of species in the genus.

Affected Koi often exhibit classic signs of irritation and flash, jump or rub themselves against objects in the pond in an attempt to rid themselves of their attackers.



Flukes are not visible with the naked eye. When viewed under a microscope, the parasites are clearly visible as nearly transparent and worm like, and the hooks are clearly visible.

Flukes are a bit like fleas on dogs and cats and it is common to see one or two on a slide as a healthy Koi can control parasite numbers and their mucus helps prevent the parasite moving. Treatment is therefore only necessary if flukes are seen in numbers.

We recommend using Praziquantel for treating Flukes. The real bonus with Praziquantel is that when you treat for flukes, it also rids the fish of any internal parasites or worms.

---

#### Trichodina

Trichodina is one of the easiest protozoan parasites to detect under the microscope as it is almost perfectly round with hundreds of hooks which resemble cilia found its periphery and it constantly rotates as it moves through the mucus, causing tissues damage.

It attacks both skin and gill tissues of our Koi, and can often cause more damage to gills than realized.

Classed as a warm water parasite, it can survive for some time without a host. It causes vegetation of the skin giving rise to a grey white opaque appearance on the body of infected Koi which exhibit the classic symptoms of flashing, rubbing and lethargy.



A magnification of 100 to 200 x is required to view this parasite.

Recommended treatments are Potassium Permanganate.

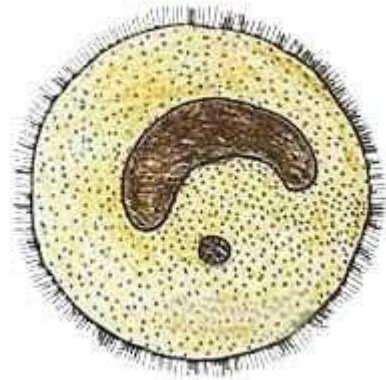
---

### White Spot (Ich)

Caused by *Ichthyophthirius multifiliis*. The white spots on the skin, gills and fins are individual protozoan cells that are under the skin and feed on the body fluids and cells. They then punch out of the skin and fall to the bottom of the pond, collect together and begin breeding, the offspring then re-invest the fish.

As well as white spots symptoms are scratching and swimming into the water inlet, failure to feed and lethargy. It is fatal if untreated. Fortunately commercial white spot remedies are widely available.

We recommend using ProForm-C for treating white spot (ich).



Copyright pondpetsusa.com Design by Tharro / Starsnsites

## SAKA Emergency Supply Stations

Do to high cost, large quantity packaging or local unavailability of some koi supplies; SAKA has decided to stock some supplies for the benefit of club members.

Dechlorinators, along with oxidizers and treatments will be available, for a donation to SAKA, for our club members starting March 1, 2012. Please check on line at [www.sakoia.com](http://www.sakoia.com) to see a complete list of supplies.

There will be 3 Emergency Stations set up around town for your convenience, see [www.sakoia.com](http://www.sakoia.com) for phone numbers and emails of the stations.

Pick Up only.

Bring your own baggies and jars.

Call or email the Station for availability.

You must do your own research on your pond's problem.

You must know your pond's volume.

You must calculate your needed quantity of a supply.

Stations are NOT responsible for diagnosing your pond's problem.

Stations are NOT expected to recommend a product.

Stations are NOT expected to calculate dosages or needed quantities.

In order to take advantage of the SAKA Emergency Supply Stations, you must accept and sign a Hold Harmless Agreement ([www.sakoia.com](http://www.sakoia.com)) and be a current member of SAKA (a current membership card must be presented at time of pick up).

If you have any suggestions for other supplies, please contact Debby Young  
[koicountess@mindspring.com](mailto:koicountess@mindspring.com)

YES, WE LOVE NISHIKIGOI !!



KODAMA KOI FARM

# Simply the best for your Koi.

Ultra Balance Premium Koi Food is a nutritionally balanced complete diet and formulated using only the highest quality ingredients and nutrients to optimize the growth and performance of your koi.

We guarantee quality and freshness and use no fillers, artificial colors or dyes, or inferior protein sources such as Feather Meal.

Our food is designed to provide complete digestibility and enhance your koi's color as well as maintain water clarity for the enjoyment of your pond.

Visit our website for full information and ingredients.


Available wherever fine fish  
food is sold and online at:

[www. KoiFood.com](http://www.KoiFood.com)

800 733-6455

"Ultra Balance  
Koi Food is our  
number one  
choice for all  
of our koi"

*Ken Liu,  
Barstow Koi*



GoldFishNet.com  
水晶宮  
Tommy Hui  
A's Aquarium

## Kawarigoji Korner



[Click Here](#) to see new items for sale on the SAKA Website.

Dan has posted pictures of the fish entered in the show here;  
[http://sakoia.org/2011SAKA\\_Show.htm](http://sakoia.org/2011SAKA_Show.htm)

May 20,2012

ANNUAL AQUATIC PLANT SALE, 8:00-1:30 p.m., southwest corner, Reid Park. Terrific selection of plants for your pond Sponsosred by The Tucson Watergardeners. 760-1036

From Rick Shook at AAA Koi;

“Rick shook of AAA-KOI & Plants will be open the first of March. This will be with all new stock because the Coronado fire killed all KOI & Gold fish. 80 % of these will be PREMIUM SELECT. This is not just a quick dip with the net. These have been hand picked the last 2 months just for me. These KOI are domestic. NOTHING HAS BEEN BROUGHT IN FROM JAPAN FOR 10 YEARS. Our place is by appointment only so just call and we will set a special time just for you without interruptions.FOR THE FIRST THREE MOUNTHS. SAKA members will be able to buy one or more Koi and get one free.”

If you have suggestions for the newsletter or items to be included in Karawagoi Corner or the Calendar, Please contact Brent VanKoeving at 520.780.3980 or [bvankoeving@longrealty.com](mailto:bvankoeving@longrealty.com).

### Upcoming SAKA Education and Business Meetings

Date	Location
February 26	Boyd and Jana Gledhill
March 25	Dan and Martha Cover
April 22	Dave and Debby Young
May 27	Alan and Karen Johnson
June 24	Noel and Debbie Shaw
July 22	Curt and Lisa Ogren
August 26	Mike and Carol Herndon
September 23	
October 28	
November	No Meeting. See you at the show
December	

### Shows, Pond Tours and Seminars

Event	Dates/Location/Links
Valley of the Sun Koi Club at Chinese New Year Festival	Jan 27-29, 2012
VSKC Koi Show	April 13-15, 2012. 7120 N 12th St., Phoenix
Watergardener's Plant Sale	May 20, 2012. 8:00-1:30 p.m., southwest corner, Reid Park



Mail for KOI USA Subscription to  
 P.O. Box 469070  
 Escondido, CA 92046  
 Or  
 Subscribe on-line at  
[subscribe@koiusa.com](mailto:subscribe@koiusa.com)  
 Or  
 Subscribe by phone at  
 1-888-660-2073

For 1 year subscription (6 issues)  
 \_\_\_ \$24.95US for any person in US or Canada  
 \_\_\_ \$20.00US special price for AKCA Koi Club members

Club affiliation (for special price)  
 \_\_\_\_\_

**Subscribers' name** \_\_\_\_\_

**Subscribers mailing address**  
 \_\_\_\_\_

**City, State, Zip**  
 \_\_\_\_\_

**Phone number**  
 \_\_\_\_\_

***Method of payment***  
 \_\_\_\_\_

\_\_\_ Check made out to "KOI USA"

\_\_\_ Visa or Master card  
 \_\_\_\_\_

Expiration date \_\_\_\_ - \_\_\_\_  
 Month year



<http://www.sakoia.org>  
 Annual Membership

Dues are \$30.00 per family from March 1 to February 28 or 29 of the next year.

***Membership Type***

\_\_\_\_\_ Renewal  
 \_\_\_\_\_ New Member

Name: \_\_\_\_\_

Address: \_\_\_\_\_

City: \_\_\_\_\_

State: \_\_\_\_\_

Zip: \_\_\_\_\_

Phone #: \_\_\_\_\_

E-mail \_\_\_\_\_

Today's Date: \_\_\_\_\_

# of Koi \_\_\_\_\_

Years Keeping Koi: \_\_\_\_\_

Pond size: \_\_\_\_\_

Would you like to host a meeting?  
 \_\_\_\_\_

Would you like to serve on a committee?

\_\_\_\_\_ If yes which one?  
 \_\_\_\_\_

**Make Checks payable to: SAKA, Inc.**

Mail to: Martha and Dan Cover  
 2841 W. Puccini Place  
 Tucson, AZ 85741